

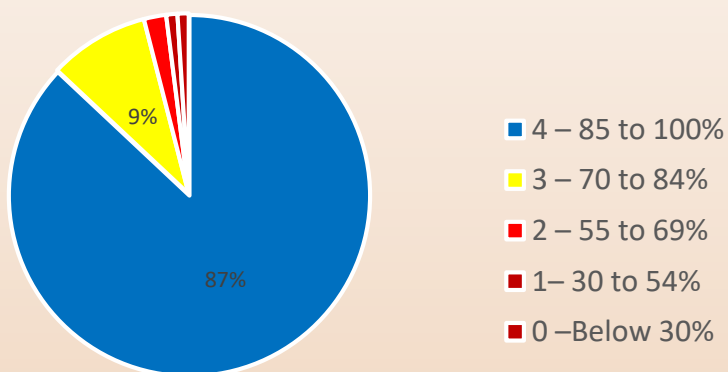


**Dr. SIVANTHI ADITANAR COLLEGE OF
PHYSICAL EDUCATION
TIRUCHENDUR – 628215**

Students Satisfaction Survey (SSS) - 2017-18

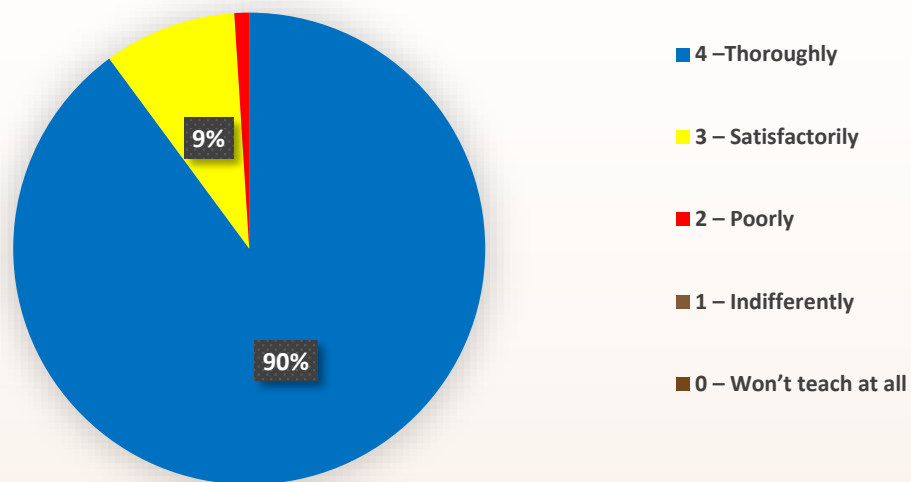
- Students Satisfaction Survey (SSS) was conducted for the academic year 2017-18 for NAAC AQAR (2017-2018) through Questionnaire.
- The questionnaire was framed based on NAAC guidelines. Students were asked to rate the parameters using the scale of 0 to 4. The results of this survey is based on the consolidation of responses of **48** students.

How much of the syllabus was covered in the class?



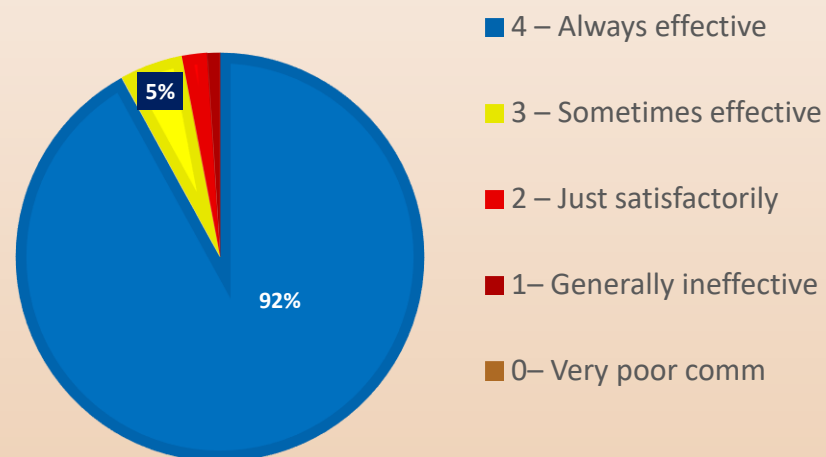
- 87 percent students have agreed the syllabus coverage ranging 85 to 100 percent in the class where as 13 percent of them ensured 70 to 84 percent of the syllabus coverage.
- Thus majority of them viewed the proper coverage of syllabus in the classroom teaching.

How well did the teachers prepare for the classes?



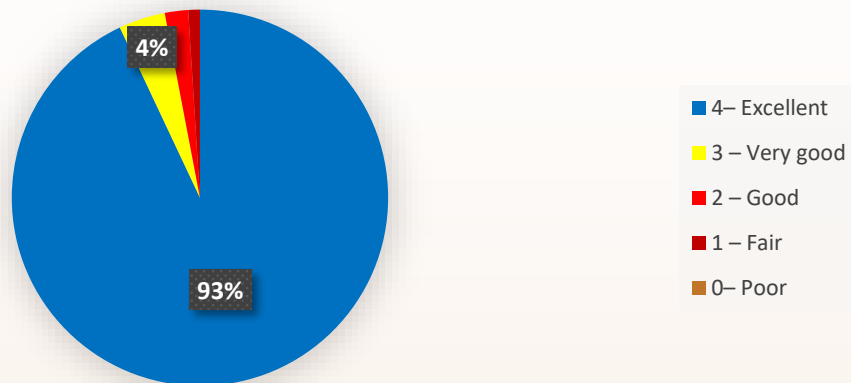
- Teachers have prepared for the classes thoroughly in view of 90 percent of the students and satisfactorily in view of 9 percent of them.

HOW WELL WERE THE TEACHERS ABLE TO COMMUNICATE?



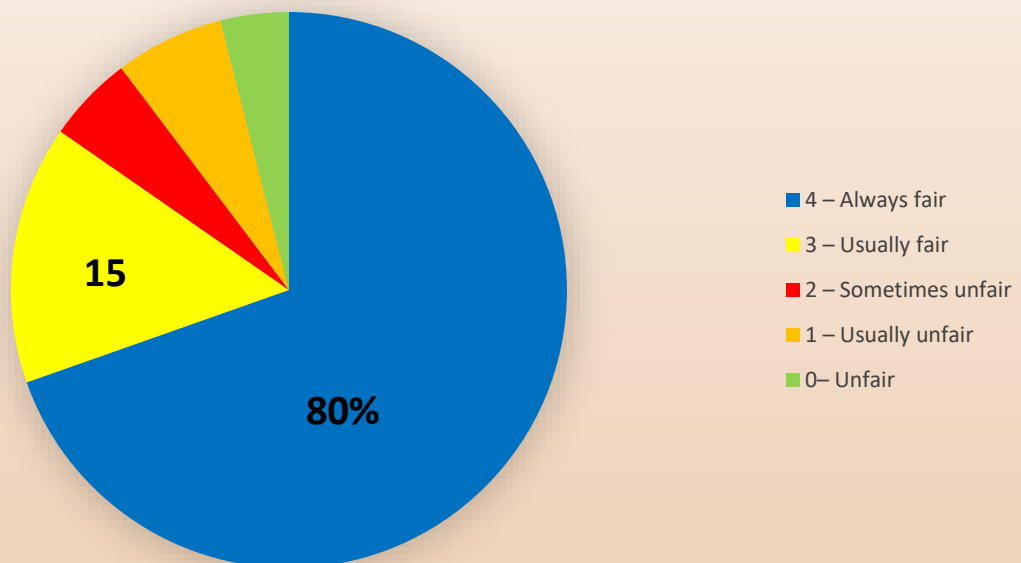
- Teachers are able to communicate always effectively in view of 92 percent of the students and sometimes effectively in view of 5 percent of them.

The teacher's approach to teaching can best be described as



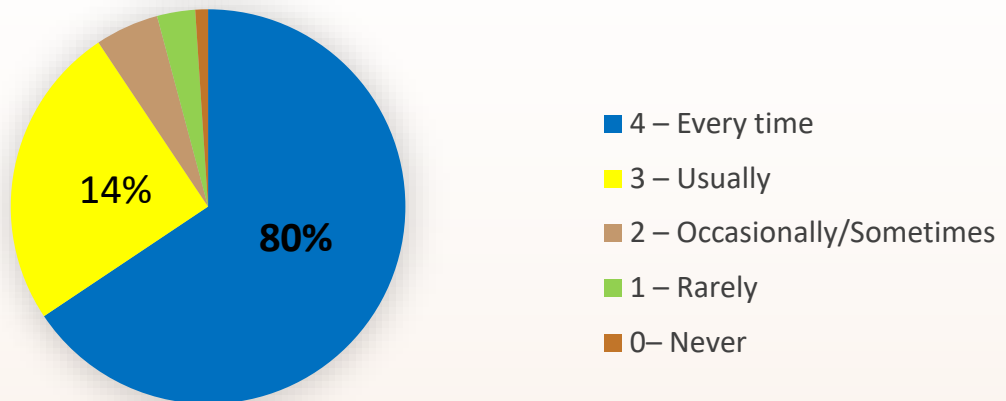
- 93 percent students indicated the excellent teaching approach of teachers.
- 4 percent of them described about very good teaching approach of teachers.

Fairness of the internal evaluation process by the teachers.



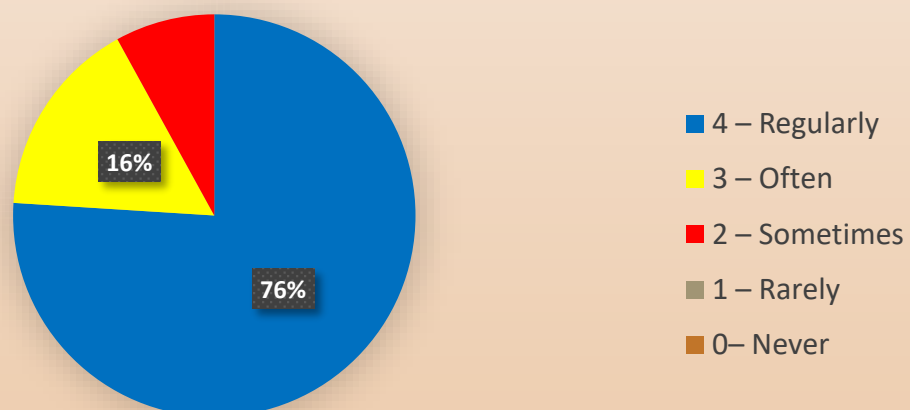
- Internal evaluation process of teachers is always fair in view of 80 percent of respondents and usually fair in view of 15 percent of them.

Was your performance in assignments discussed with you?



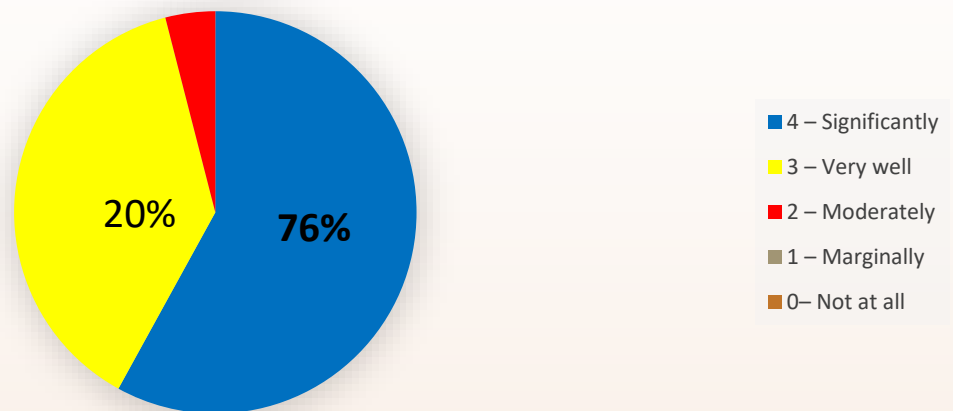
- The performance in assignments is discussed by the teachers every time as per the opinion of 80 percent of the students. 14 percent of them ensured the usual practice of discussion between teachers and students regarding their performance in assignments.

The institute takes active interest in promoting internship, student exchange, field visit opportunities for students.



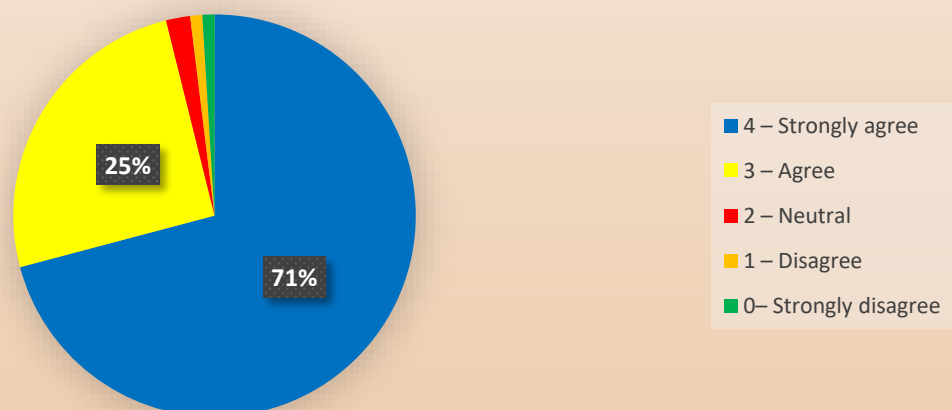
- 76 Percent of students viewed that the college shows regular interest in promoting internship, student exchange and field visit opportunities for the students.
- The college often pays active interest in promoting the same in view of 16 percent of the students.

The teaching and mentoring process in your institution facilitates you in cognitive, social and emotional growth



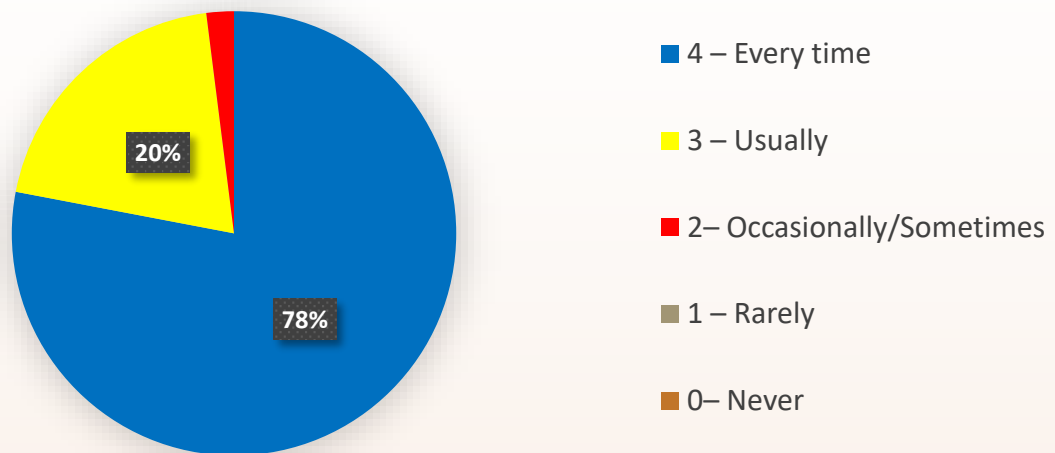
- Teaching and mentoring process of the college have recorded significant contribution in facilitating cognitive, social and emotional growth as indicated by 76 percent of the students.
- The contribution of the college was very well as indicated by 20 percent of the students.

The institution provides multiple opportunities to learn and grow.



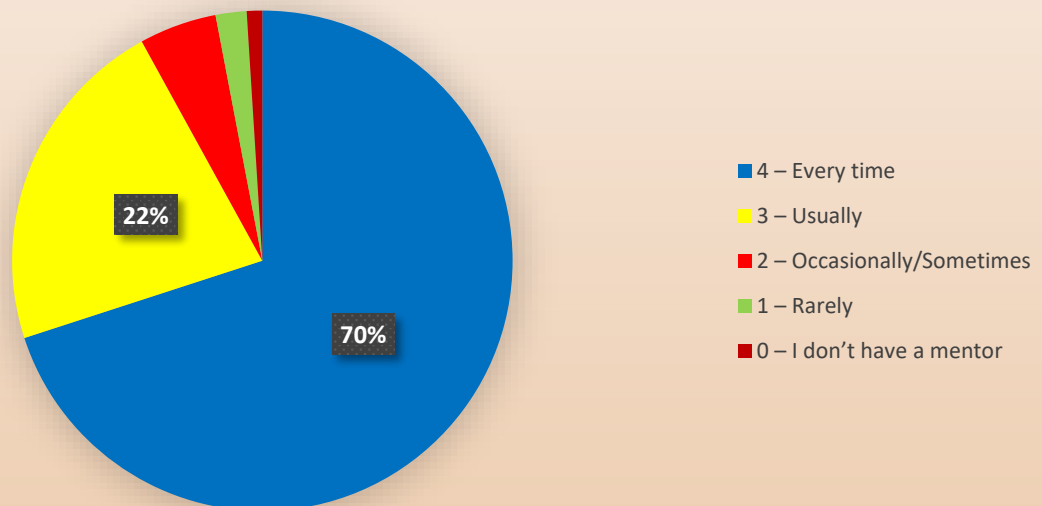
- 71 percent of the students have strongly agreed that the college has provided multiple opportunities to learn and grow. Further, it has been agreed by 25 percent of the students.

Teachers inform you about your expected competencies, course outcomes and programme outcomes.



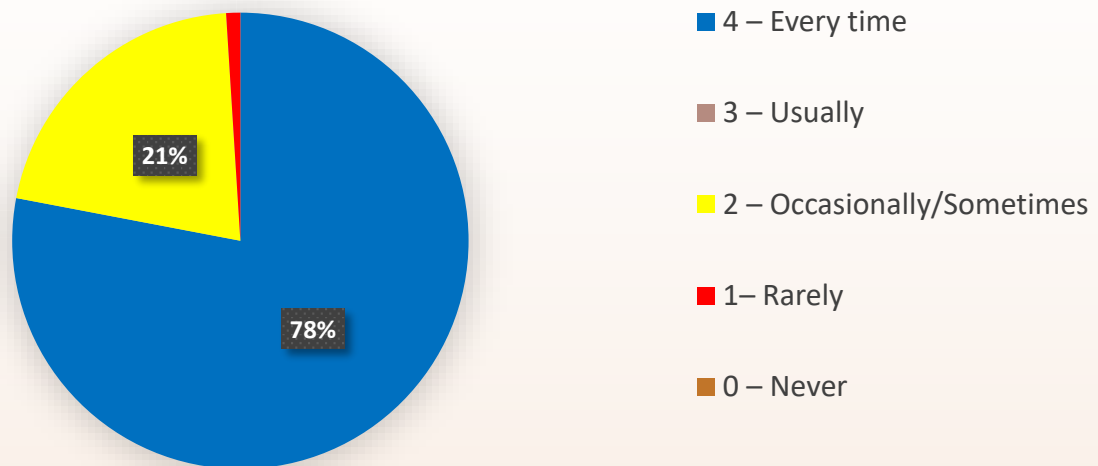
- 78 percent of the students agree that teachers have every time informed about the expected competencies, course outcome and programme outcomes. 20 percent of them highlight that the teachers usually inform about the same.

Your mentor does a necessary follow-up with an assigned task to you



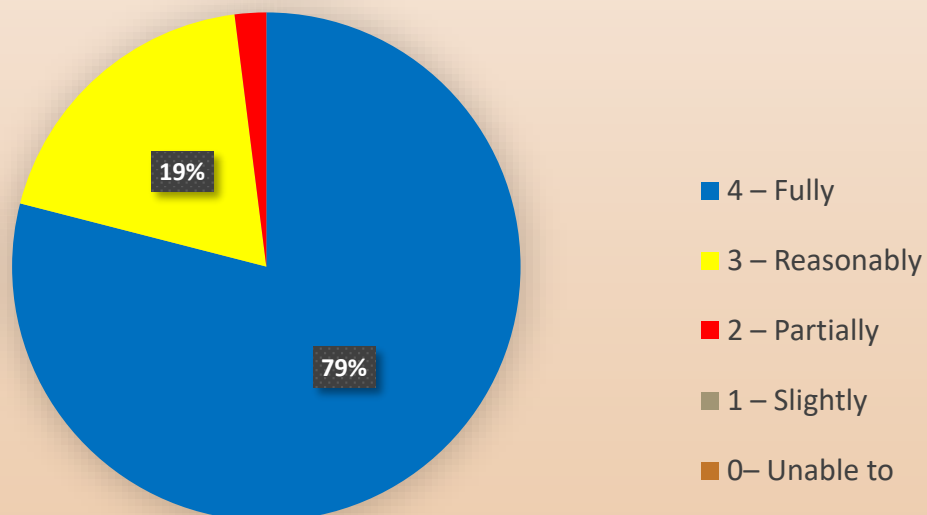
- Necessary follow up with assigned tasks have been given by the teachers every time in view of 70 percent of the students.
- 22 Percent of them viewed usual practice of the teachers.

The teachers illustrate the concepts through examples and applications.



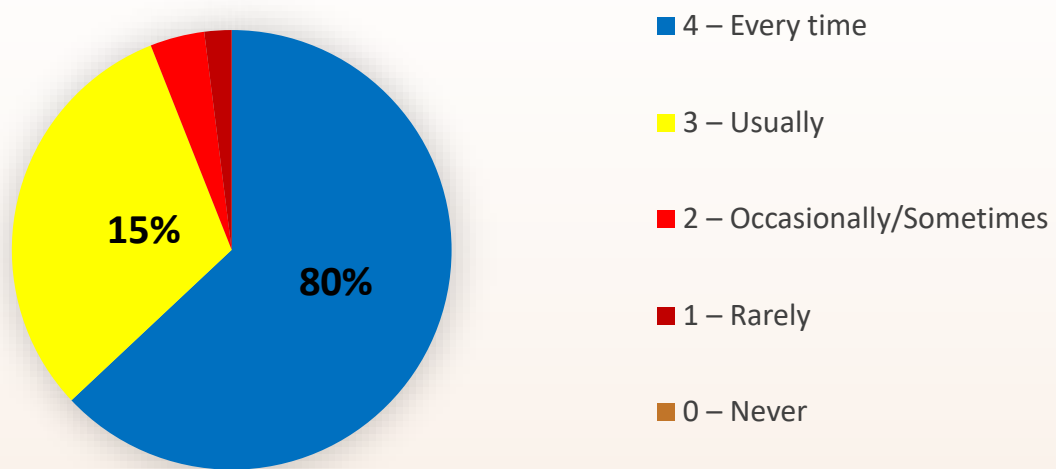
- The teachers illustrate the concepts through examples and applications every time as indicated by 78 percent of the students.
- It is the usual practice of teachers in view of 21 percent of them.

The teachers identify your strengths and encourage you with providing right level of challenges.



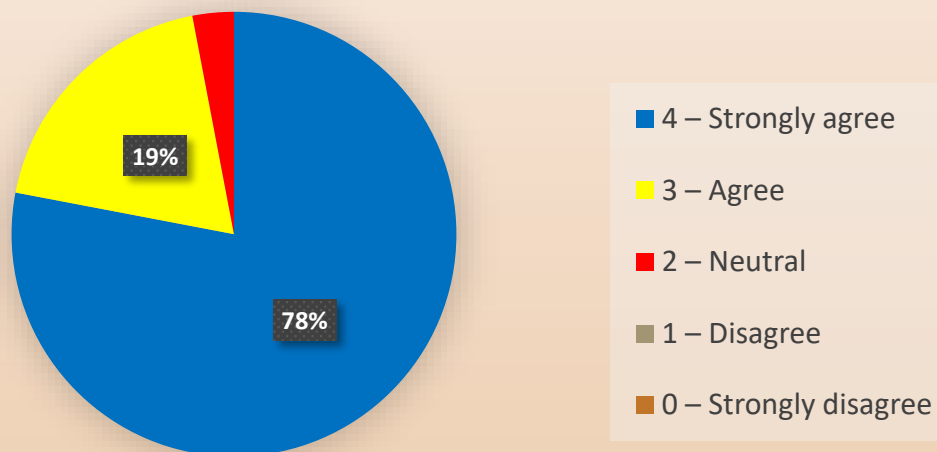
- Teachers fully identify the strengths and encourage the students by providing right level of challenges in view of 79 percent of them.
- It was at reasonable level in view of 19 percent of them.

Teachers are able to identify your weaknesses and help you to overcome them.



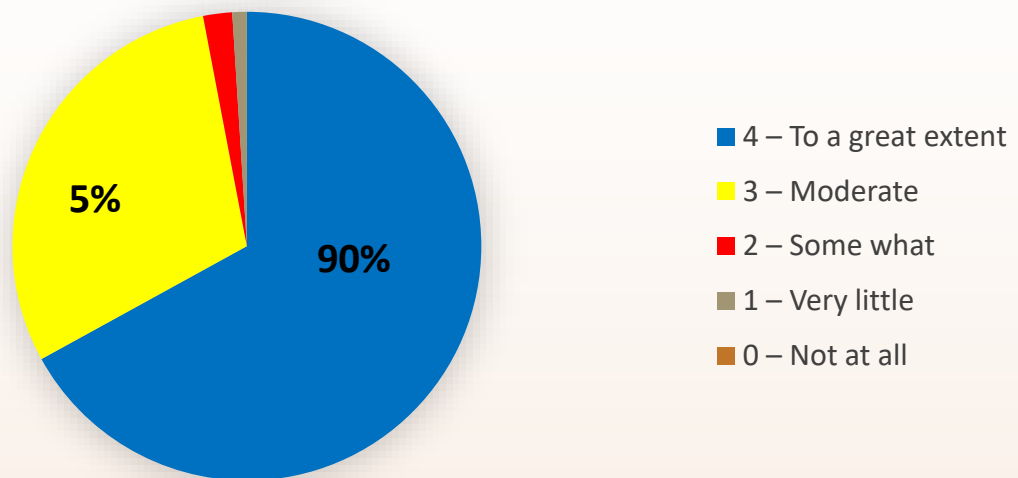
- Teachers are able to identify the weakness and help to overcome them every time in view of 80 percent of the students and usually in view of 15 percent of them.

The institution makes effort to engage students in the monitoring, review and continuous quality improvement of the teaching learning process.



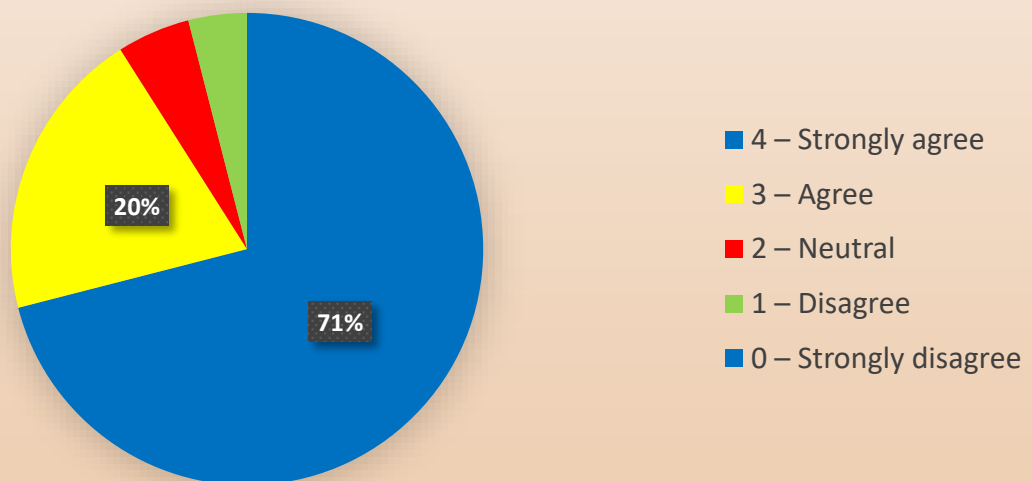
- 78 percent of the students have strongly agreed that the college makes effort to engage the students in the monitoring, review and quality improvement of teaching and learning process.
- It was agreed by 19 percent of the sample students.

The institute/ teachers use student centric methods, such as experiential learning, participative learning and problem solving methodologies for enhancing learning experiences.



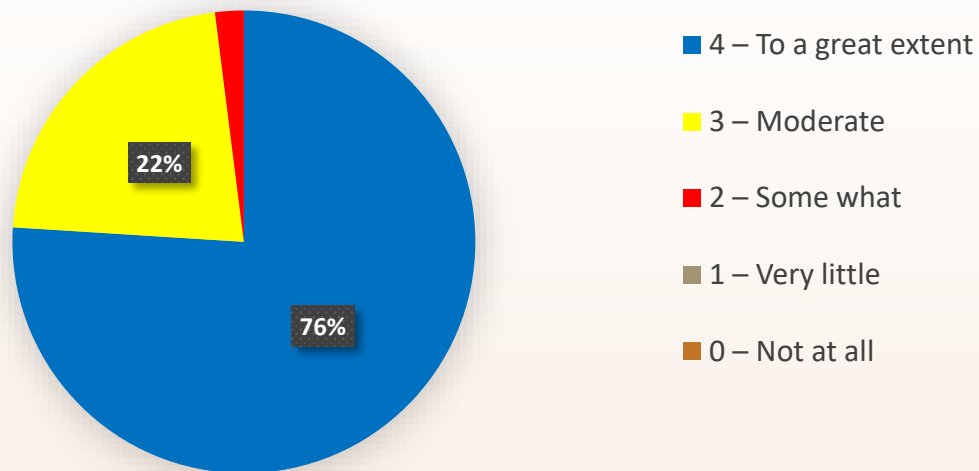
- The college and teachers use student centric methods, such as experiential learning, participative learning and problem solving methodologies for enhancing learning experiences to a great extent in view of 90 percent of the students and to a moderate extent in view of 5 percent of them.

Teachers encourage you to participate in extracurricular activities.



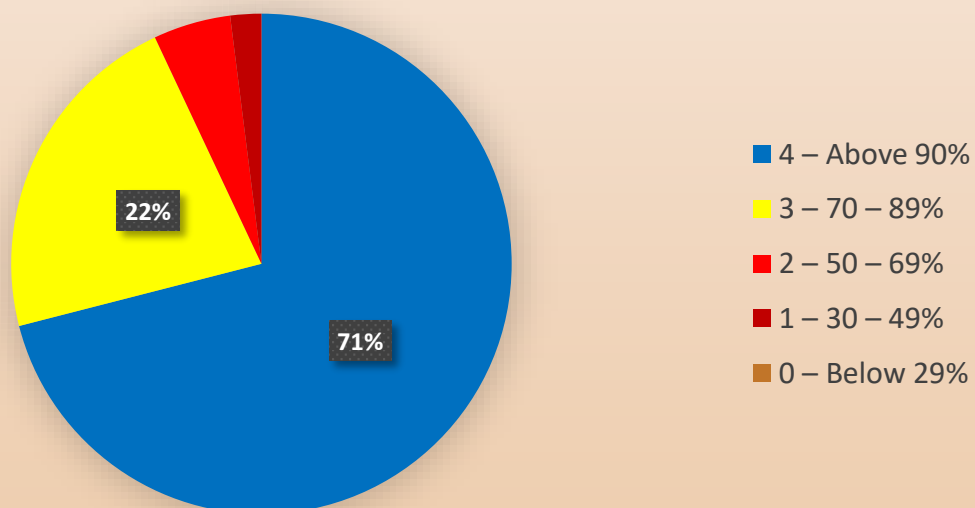
- 71 percent of the students strongly agreed that teachers have encouraged them to participate in extracurricular activities whereas 20 percent of them agreed the same.

Efforts are made by the institute/ teachers to inculcate soft skills, life skills and employability skills to make you ready for the world of work.



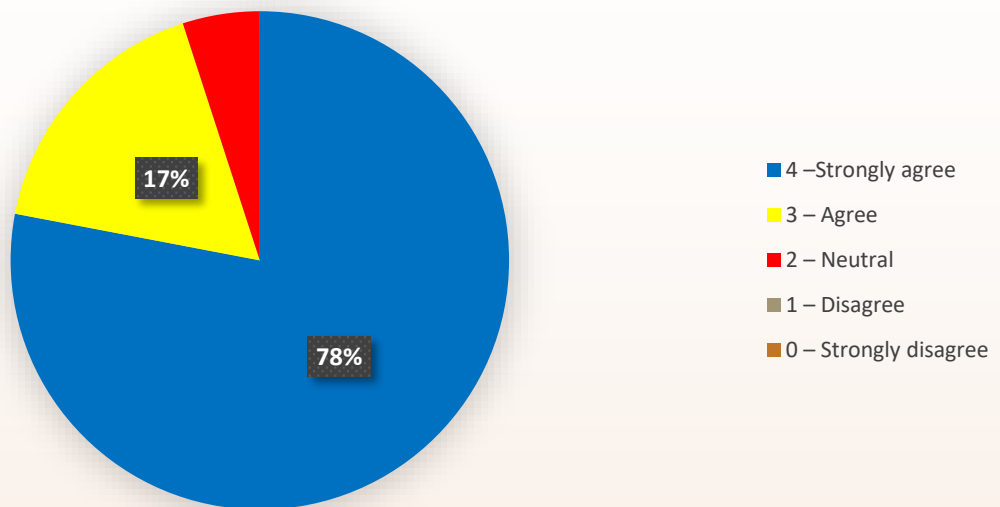
- Efforts are made by the institute/ teachers to inculcate soft skills, life skills and employability skills to make the students ready for the world of work to a great extent in view of 76 percent of the students and to a moderate extent in view of 22 percent of them.

What percentage of teachers use ICT tools such as LCD projector, Multimedia, etc. while teaching.



- ICT tools such as LCD projector, Multimedia, etc. have been used while teaching in view of 71 percent.
- 22 percent of them ensured the use of ICT tools by the teachers.

The overall quality of teaching-learning process in your institute is very good.



- 78 percent of the students have strongly agreed that the overall quality of teaching-learning process of the college.
- Further, 17 percent of them have agreed the same.
